

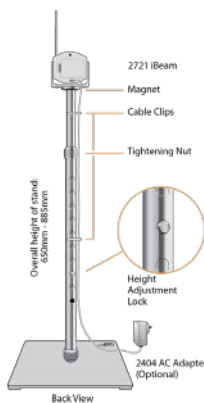
cura¹
Fall Prevention Products



The cura¹ iBeam is a great alternative to pads and mats that may not be able to work with certain issues, such as air mattresses or people under 30kg.

It can also be moved around the room with ease using the EzyStand.




2721 iBeam Wireless Motion Sensor



Features:

- *Simple operation and maintenance.
- *Affordable price.
- *Detects movement.
- *Narrow detection zone reduces false alarms.
- *Can be installed adjacent to a bed or across a doorway.
- *Mounting bracket, screws and double-sided tape included.
- *On / Off switch.
- *Pause function.
- *Low battery indicator.
- *Works with a range of wireless monitors, please see overleaf.
- *Accepts plug pack (optional).
- *Dedicated stand available (2723) for increase usability.

Solutions:

Type	Picture	Best Features
Out Of Bed		There is no weight range for the iBeam. Works with air mattresses. Also works with large sized beds such as double or queen beds. You can program 2 iBeams for either side of the bed if required.
Out of Chair		An alternative to chair pads when a person moves around often in their chair. Angle the iBeam so that it will alert once they get up and move away from the chair.
Out of / Into Room		Placed across a doorway it will allow people to walk past or up to doors but will alert if they walk through. Ideal for people that tend to wander at night. Can also alert when someone enters the ensuite if required.






Qube Industries
Unit 1/7 Caloundra Rd, Clarkson WA 6030
accounts@qubeindustries.com.au 1300 577 757

HOW TO ORDER:




Choose the monitor to best suit your requirements & then the iBeam. You can choose other wireless devices to work with the monitor, please contact us for our pricelist to view the selection.



Wireless Option Monitors:



Picture	Code	Description	More information
	2544	Multiport Expander	Plugs directly into call point, cannot be stand-alone. Can be programmed with up to 3 iBeams or other transmitters & 2 pads / mats. Silent within room. Pause mode on monitor to allow staff to exit alarmed area. No reset button, staff cancel at call point only.
	2549	Multiport Expander Bracket Mount	As above. Monitor comes with included changeable curly cord nurse call lead. Can be used with different nurse call connections or hard to reach call points.
	2700	6 Channel Wireless Monitor	Can be programmed with up to 6 iBeams or other transmitters, pads & mats. Standalone or through nurse call system (requires connection lead). Can be silent within room or emit an audible alarm for extra urgency.
	3500	ActiveCare Console	Standalone monitor with large 2-digit display. Wall or desk mount. Can be programmed with up to 60 wireless devices. Battery back-up. Can operate with 2 slave consoles and unlimited 3501 pagers, extending the operating range.
	3501	ActiveCare LCD Pager	Standalone pager or operates with the 3500 console. Large 7 – character alpha numeric display. Red reminder LED. Alarm review via menu button. Selectable Off / Vibrate & tone.

iBeam & Accessories:

Picture	Code	Description
	2670	Wireless iBeam PIR Motion Sensor
	2723	EzyStand
	2404	Plug Pack 12Vdc for iBeam

Connection Leads:

If using a 2700 6 Channel Monitor and you would like to connect this to a call point you will require a nurse call connection lead.

Picture	Code	Description	More information
	2461	Nurse Call Connection Lead	6.35mm mono to 6.35mm stereo (TS) – 2m
	2643	Nurse Call Connection Lead – suits most systems	6.35mm mono to 6.35mm mono (TS) – 2m
	2646	Nurse Call Connection Lead – suits most systems	6.35mm mono to 6.35mm mono (TS) – 3m
	2493	Nurse Call Connection Lead	6.35mm mono to 3.5mm mono (TS) – 2m